




JANNAF Virtual Meeting Attendance via Computer DCS Technical Requirements

PLEASE NOTE: DCS was upgraded to version 2.2 as of 12 September. The information below reflects technical requirements and usage guidelines due to this system upgrade.

Computer Hardware/Software Requirements for All Attendees

1. DCS allows for CAC authenticated users and for non-CAC users (Guests).

CAC users: Extra steps are required to use your CAC with Firefox; if you haven't already configured Firefox to use a CAC, please plan to use a different HTML5 web browser (see list in bullet 2).

2. You will need a laptop or desktop computer with Speakers, running Windows 10 and a compatible HTML5 web browser.  Google Chrome,  Microsoft Edge Chromium, and  Mozilla Firefox are supported.

The older  Microsoft Edge and  Internet Explorer are **not** supported by DCS.

Mac OS devices and Mobile devices with HTML5 browsers may work, but are currently not supported by DCS.

3. Presenters will also need a Microphone. Dial-in options are available but should be used as a last resort only.
4. Work with your IT Support to update your computer with all operating system security updates and patches. ERG and DISA are not able to make changes to your computer or network.
5. Windows Users: DoD Root certificates need to be installed if you are using non-DoD equipment. Contact your facility's IT support staff for installation assistance. To install the DoD Root certs, go to the public link below. Then review step 3 on that page to obtain the appropriate 32 or 64 bit installer for the InstallRoot NIPR package, regardless of whether you have a CAC card. Follow the installation instructions and restart computer after installation. <https://public.cyber.mil/pki-pke/end-users/getting-started/#toggle-id-1>

Apple Users: DCS does not officially support MacOS. We cannot guarantee that you will be able to successfully participate using an Apple computer. Self-Help for DoD Root Certs for Apple computers can be found here: <https://public.cyber.mil/pki-pke/end-users/mac-ss-install/> or <https://nps.edu/web/technology/dod-certificates>.

Technical Guidance Continued on page 2

Additional Suggestions for Presenters

1. The best audio arrangement is to use a headset with mic that has noise cancelling functionality. This prevents background noises from interrupting the virtual meeting.
2. Connect and Configure your audio device *before* you start your browser or it may not be recognized by your browser.
3. Microphone adjustments do not remain the same between DCS Conference sessions.

Additional Suggestions for All Attendees

- DCS recommends avoiding wireless or WiFi connections. *Use a hardwired connection if possible. You can expect problems in DCS if your wireless connection is not “rock solid”.*
- When joining a DCS virtual meeting, first close all non-essential programs on your computer. Avoid software updates and virus scans while connected to DCS.
- If you are teleworking, use direct Internet access instead of a VPN connection.

Testing your web browser

1. Test your DoD Root certificates by visiting: <https://conference.apps.mil/dashboard>
Accept the US Department of Defense Warning Statement by Clicking the Accept button.
If you are able to see the DCS Dashboard, your DoD Root Certificates are working.
2. You can also check your home/office Internet speed at: <https://www.speedtest.net> Make a note of the results of your Download and Upload speed test in case you want to discuss it with your IT support or Internet Service provider.

Be aware: All virtual meetings are subject to potential quality problems due to network congestion, low bandwidth, and unpredictable latency in many networks that carry DCS traffic. If you are disconnected from a session, attempt to rejoin. If necessary, dial in to the session using the call-in number and PIN provided.

3. JHU Energetics Research Group will host live DCS test sessions. These live tests will give you a better idea of how functional your system is.

Test your web browser and audio in a live DCS test session. JHU WSE Energetic Research Group has scheduled these virtual meetings (schedule provided [HERE](#)) in DCS to ensure that your system is ready when the JANNAF meeting begins. You must be registered for the JANNAF December meeting to join a DCS testing/troubleshooting session.